



EAGLE
COLUMBIA 



Features:

All EAGLES

- Automotive style rack-and-pinion steering
- Independent front suspension, adjustable camber
- High strength tubular frame with lifetime warranty
- Turn signals & emergency flashers with audible reminder
- Choice of seating styles, coverings and colors
- Standard, premium and custom paint colors
- Mechanical or hydraulic brake systems
- Dual head, tail and brake lights

EAGLE individuality

Individual. Unique. Distinctive. That's you! And that's Columbia's Eagle. No one offers more seating fabric, color or style choices. Only Columbia provides the array of standard and optional paint colors needed to precisely match your taste. Add multiple power train options, various brake configurations, numerous tire choices to a wide variety of available accessories and your Eagle will truly reflect who you are. And, your Eagle will come the way you want it, right from the factory.



EAGLE electric

Power systems are Columbia's specialty. 60 years of manufacturing experience, countless hours of design, development and extensive real-world testing leads to a bullet proof power train. Innovative charging and battery technology fuel the proprietary programmable controller and motor. Our optional regenerative braking system even puts power back into the battery pack. The result? Just push the pedal and go, and go, and go ...



EAGLE - LE

The LE is Columbia's classic profile EAGLE. It provides the finest in course and street transportation available without sacrificing style or performance. Each LE model incorporates:

- 18.5" x 8" DOT rated tires on steel wheels
- Sport Track suspension providing a firmer feel
- A standard profile chassis with approximately 4.5" of ground clearance

Electric EAGLES

- Most powerful, 48-volt drive system available
- On board charger plugs into any 110-volt outlet
- Programmable speed, acceleration and deceleration
- Longest drive time between charges

Gasoline EAGLES

- 13 HP, 391cc, air-cooled engine with two stage air cleaner
- Constantly variable transmission
- Instant ignition start-up



EAGLE - SE

The SE is the newest addition to Columbia's EAGLE family. It delivers increased ground clearance and the smoothest ride available with unmatched style and performance. Each SE model incorporates:

- 175/50 R13 DOT rated radial tires on chrome wheels
- Luxury Track suspension providing a softer feel
- A raised profile chassis with approximately 5.5" of ground clearance

EAGLE nev

If you need street-legal and street-worthy transportation, there's an Eagle NEV (Neighborhood Electric Vehicle) for you. Columbia's NEV Commuter models use the same high-performance platform that powers the Eagle. Available in two and four passenger models, the NEV Commuters are designed and built to meet applicable federal safety regulations and are street legal on roads with posted speed limits of 35 miles per hour or less.¹ Federal and state tax credits may even help pay for your Eagle.²




EAGLE comfort

It is not enough to get from one place to another in style. Your comfort and safety are just as important. The Eagle's easily accessible controls, optional adjustable seats, superior suspension and open passenger compartment provides "easy-chair" comfort. A low center of gravity, tuned steering and the most stable wheel-base in the industry assures that you will arrive in comfort, style and of course, safely.



Standard Colors




Champagne - Metallic



Wild Strawberry - Metallic



French Blue - Metallic




Bright White



Birch White



Collegiate Red



Hunter Green

More EAGLE Options



- Rear seat and step
- Rain enclosures
- Windshield wiper
- Heater / Defroster



- Hydraulic brakes
- Golf bag rack
- Glove box doors
- Premium seat coverings
- Custom paint colors
- Deluxe trim packages



- Seat belts
- Cargo box
- Premium wheels
- Sun tops & windshields

Call today for a free demonstration

1-800-222-4653

Or visit us on the web - www.parcars.com

Seating Choices



Standard bench seats

Parchment colored marine grade vinyl



Elite™ bench seats

Marine grade vinyl in numerous color choices



Adjustable bucket seats

Vinyl, weave and faux leather in several color choices

Warranty & Service

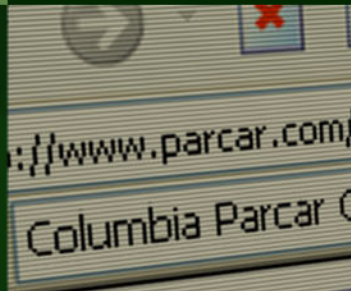
Each new Eagle from Columbia comes with the finest warranty in the industry. Contact your dealer for specific details on the model you are considering. Service is available through our national network of authorized dealers. Consult with your dealer to discuss optional service plans that may be available.

About Columbia

Columbia is proud of more than 60 years of success in the vehicle industry. And, as a member of the Nordic Group of Companies, you are assured we are more than able to serve you today, as well as tomorrow. The Nordic Group of Companies is a family owned, Wisconsin based business including Flambeau and Seats Incorporated - two leaders in the industries they serve.

The Legal Stuff

¹ In most states; subject to state licensing regulations. ² See your tax advisor for details. Features, options, specifications, color availability and model designations are subject to change without notice. Some vehicles are pictured with options that may be available at extra cost or may not be available on some models. Ask your dealer about the availability of options and verify that the vehicle you ordered includes the equipment you ordered.



COLUMBIA 
Columbia Parcar Corp.

A member of the Nordic Group of Companies
1115 Commercial Ave. Reedsburg, WI 53959
Phone - 608.524.8888 • Fax - 608.524.8380

